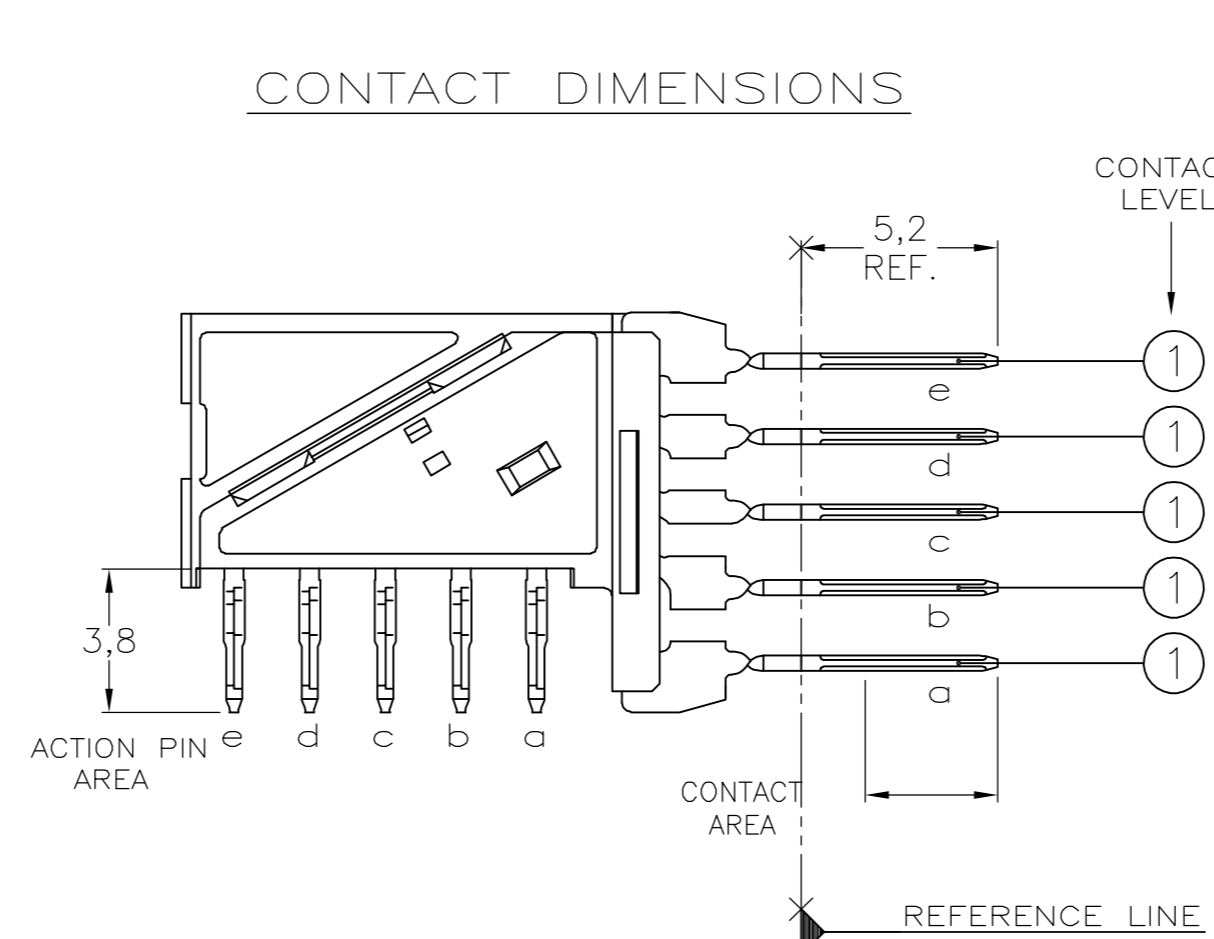
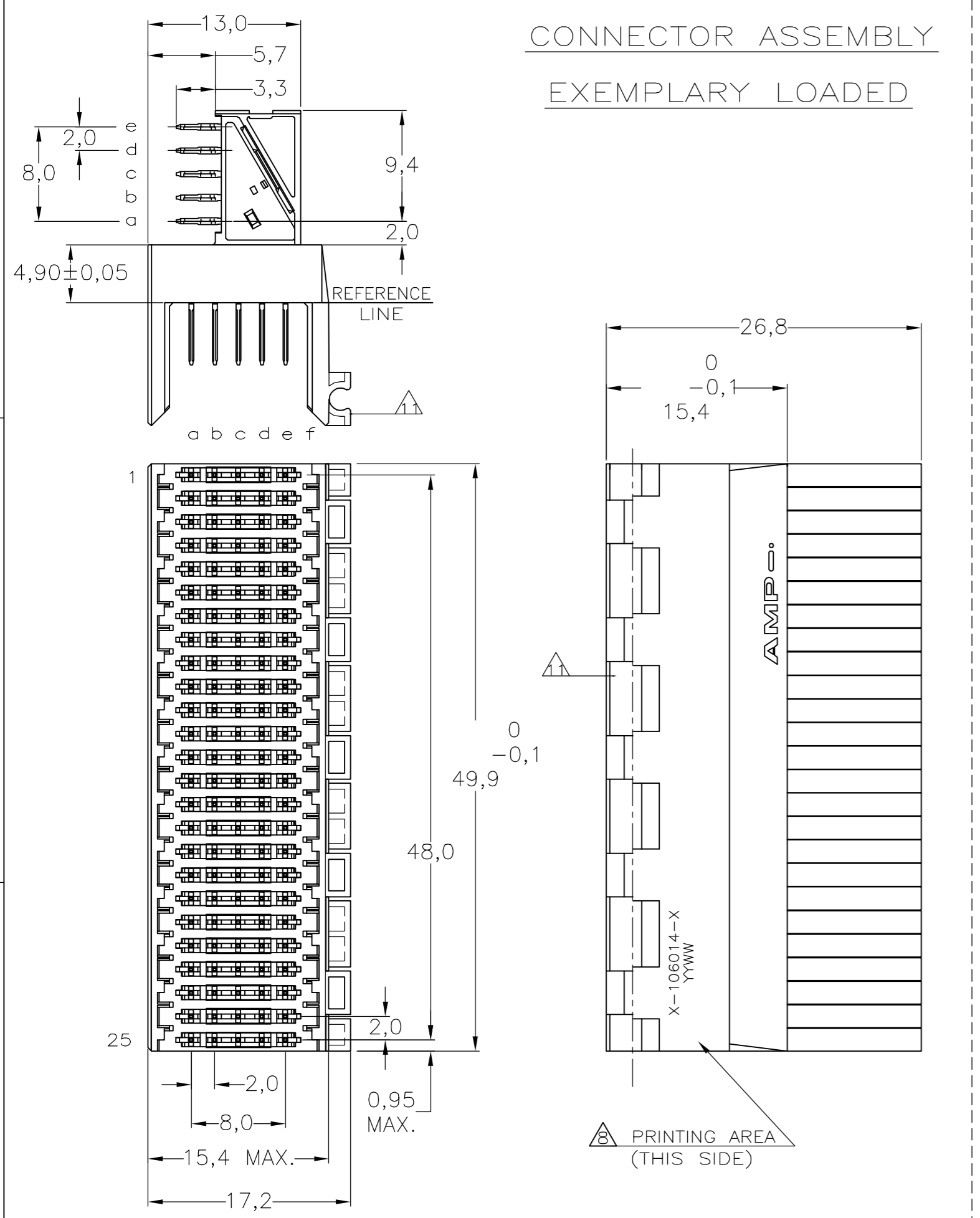
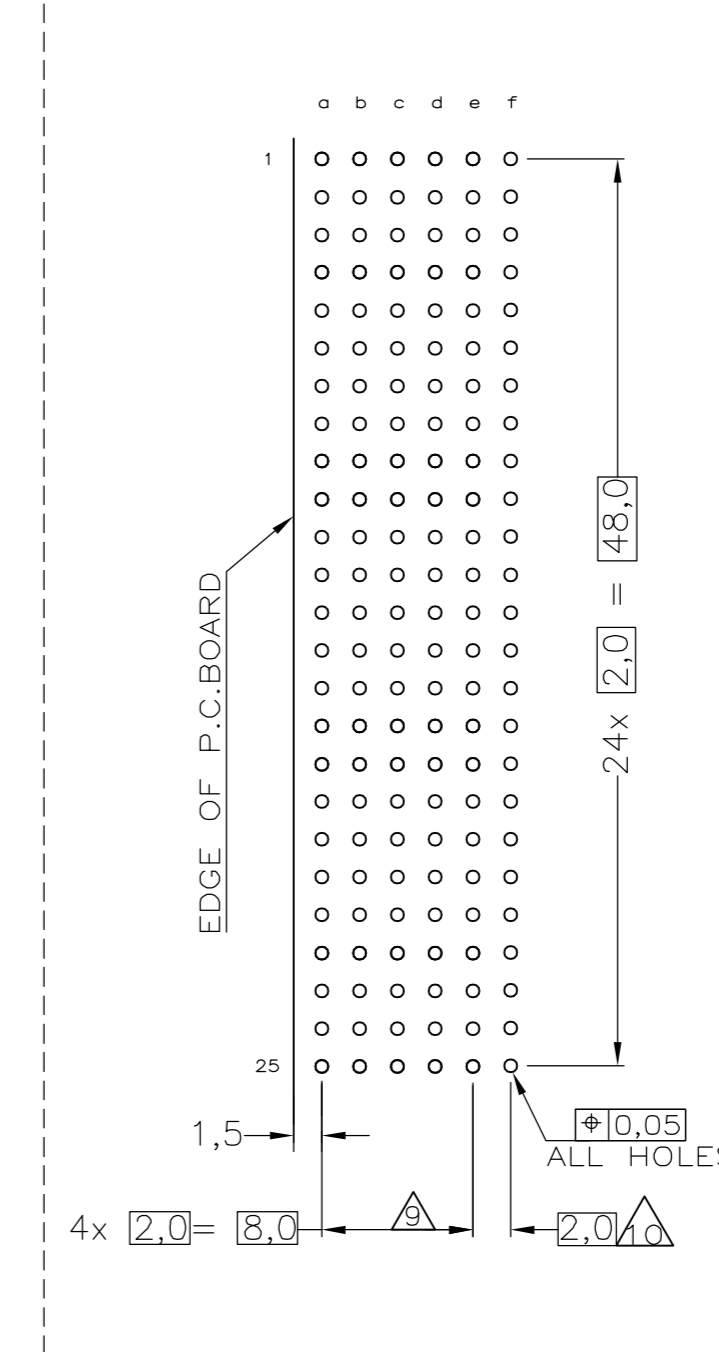


THIS DRAWING IS UNPUBLISHED. RELEASED FOR PUBLICATION
 © COPYRIGHT BY TYCO ELECTRONICS CORPORATION. ALL RIGHTS RESERVED.



LOC	DIST	REVISIONS					
		P	LTR	DESCRIPTION	DATE	DWN	APVD
H	-		K	EH-1195-00	06-07-04	DvdB	BM
			L	EH10-0680-05	30-05-05	BSV	BM
			L1	ECR-06-002635	07-02-06	BSV	BM

RECOMMENDED PCB-HOLE LAY-OUT
COMPONENT SIDE SHOWN



CONTACT LAYOUT

	a	b	c	d	e
1	1	1	1	1	1
2	1	1	1	1	1
3	1	1	1	1	1
4	1	1	1	1	1
5	1	1	1	1	1
6	1	1	1	1	1
7	1	1	1	1	1
8	1	1	1	1	1
9	1	1	1	1	1
10	1	1	1	1	1
11	1	1	1	1	1
12	1	1	1	1	1
13	1	1	1	1	1
14	1	1	1	1	1
15	1	1	1	1	1
16	1	1	1	1	1
17	1	1	1	1	1
18	1	1	1	1	1
19	1	1	1	1	1
20	1	1	1	1	1
21	1	1	1	1	1
22	1	1	1	1	1
23	1	1	1	1	1
24	1	1	1	1	1
25	1	1	1	1	1

- NOTES:**
- △ MATERIAL HOUSING : GREY GLASSFILLED POLYESTER
UL-RATING VO
 - △ CONTACT : PHOSPHORBRONZE
 - △ GENERAL PLATING SPECIFICATION: UNDERPLATING (ENTIRE CONTACT): 1,27µm NICKEL MIN. AND ACTION PIN: 0,5µm TIN-LEAD MIN. FOR PLATING OF MATING SURFACES SEE APPLICABLE SPECIFICATION REFERENCE FOR EACH DASH NUMBER.
 - △ CONFORMS TO ALL TESTING ACCORDING IEC 61076-4-101 PERFORMANCE LEVEL 2.
 - △ CONFORMS TO ALL TESTING ACCORDING IEC 61076-4-101 PERFORMANCE LEVEL 1.
 - △ CONNECTOR TESTED AND QUALIFIED AGAINST TELCORDIA GR-1217-CORE QUALITY LEVEL III, CENTRAL OFFICE APPLICATIONS.
 - △ CONNECTOR TESTED AND QUALIFIED AGAINST TELCORDIA GR-1217-CORE QUALITY LEVEL III, UNCONTROLLED ENVIRONMENT APPLICATIONS.
 - △ CONNECTOR LUBRICATED WITH TELCORDIA GR-1217-CORE APPROVED LUBRICANT.
 - △ CONNECTOR MARKED WITH PARTNUMBER AND DATECODE
 - △ PLATED-THROUGH HOLES AT 2x2mm SQUARE GRID.
 - △ HOLES IN ROW f FOR POSSIBLE FUTURE USE OF GROUND RETURN SHIELDS. (NOT YET TOOLED)
 - △ CONNECTOR ASSEMBLY WITH LATCH HINGE FOR CABLE CONNECTOR.

Y	△	△	1-106014-9
N	△	△	1-106014-1 △
Y	△	△	106014-9
N	△	△	106014-4
N	△	△	106014-1
CONSERVATION TREATMENT		CONTACT FINISH	PARTNUMBER

THIS DRAWING IS A CONTROLLED DOCUMENT.

DIMENSIONS: MM	TOLERANCES UNLESS OTHERWISE SPECIFIED:	DWN L.v.d.HEIJDEN 15DEC97	CHK D. TRUREN 15DEC97	APVD F.v.KONINGSBRUGGE	NAME
0 PLC ± -	1 PLC ± -	2 PLC ± -	3 PLC ± -	4 PLC ± -	ANGLES ± -
MATERIAL	FINISH	WEIGHT	SIZE A2	CAGE CODE 00779	DRAWING NO. C=106014
CUSTOMER DRAWING			SCALE NTS	SHEET 1 OF 1	REV L1

tyco Electronics Tyco Electronics Corporation
s-HertogenBosch, Netherlands,

Z-PACK 2MM HM TYPE B
125 POS. RIGHT ANGLE MALE
CONNECTOR ASSEMBLY